



# Riga Form

Riga Form is a birch throughout plywood, overlaid on both faces with specially designed films for intensive, heavy-duty uses.

## Applications

Riga Form is a durable birch plywood designed for intensive heavy-duty use in the formwork sector with as many as 80 reuses possible. Thanks to its excellent mechanical properties and range of colours, Riga Form can be used in various other industries as well.



### HEAVY BUILDING

Formwork systems  
Loose shuttering  
Precasting  
Scaffolding



### ROAD TRANSPORT

Light & Heavy commercial vehicles  
Buses



### LIGHT BUILDING

Industrial wall & Ceiling linings



### PACKAGING INDUSTRY

Die boards



### RAIL TRANSPORT

Passenger & Cargo wagons

## Major advantages

- Withstands large mechanical loads – excellent weight to strength ratio
- Weather resistant gluing and water resistant surface
- Cost efficient and easily workable with long life span
- Smooth finish and sealing, resulting in substantial time and cost saving
- Variety of standard sizes, cut-to-size and scarf-jointed panels available
- Surface is resistant to commonly used chemicals and surface impact, easy to clean for repeated uses
- Sustainable product

## Further processing

Riga Form can be further processed according to customer's specification with: cut-to-size, CNC, drilling, milling, jointing, edge machining, assembling in sets, and scarf jointing.

## Overlying

Overlaid with resin impregnated film, which is hot-pressed onto the sheet surface, ensuring a smooth and protected surface. Depending on the application, films impregnated with modified phenolic or melamine resins can be applied. To enhance the product properties, it is possible to use multi-layer film.

Both customised logo printing and custom printed films available.

## Surface properties

Surface is smooth, glossy and dense, improving panel resistance against mechanical damage and wearing. It resists abrasion, commonly used chemicals and is weather and moisture resistant. The surface can be easily cleaned with water or steam. Depending on the film used, abrasion, crack, UV resistance and other surface properties can be customised. Riga Wood experts will advise the most appropriate overlay depending on the end use.







## Wear resistance

Taber test (EN 438-2) up to 10,000 revolutions depending on the coating.





Dark brown 120 g/m<sup>2</sup> up to 400 revolutions  
Dark brown 220 g/m<sup>2</sup> up to 900 revolutions  
Special wear resistant film 350 g/m<sup>2</sup> up to 10,000 revolutions  
Dark brown 440 g/m<sup>2</sup> up to 2,500 revolutions

## Film colour

Based on phenolic resin:

- |                                                                                                  |                                                                                              |                                                                                              |
|--------------------------------------------------------------------------------------------------|----------------------------------------------------------------------------------------------|----------------------------------------------------------------------------------------------|
|  dark brown   |  black  |  green* |
|  light brown* |  yellow |  red*   |

Based on melamine resin:

- |                                                                                                 |                                                                                             |
|-------------------------------------------------------------------------------------------------|---------------------------------------------------------------------------------------------|
|  silver grey |  honey |
|  light grey  |  blue  |

Film weights from 120 g/m<sup>2</sup> to 660 g/m<sup>2</sup>.  
Special wear resistant film available.

\*With BB grade veneer under these translucent films.

# Riga Form

## Edge sealing

The edges are sealed with colour matched moisture resistant paint. Other colours are available upon request.

## Panel sizes

- 1220 / 1250 mm x 2440 / 2500 / 2745 / 2750 / 3000 / 3050 / 3340 / 3660 mm
- 1500 / 1525 mm x 2440 / 2500 / 2745 / 2750 / 3000 / 3050 / 3340 / 3660 mm
- 1830 / 1850 mm x 3050 / 3340 / 3660 / 3850 mm
- 2150 mm x 3050 / 3340 / 3850 / 4000 mm
- 2290 mm x 4000 mm
- 2440 / 2500 mm x 1220 / 1250 mm

## Standard thicknesses

4, 6.5, 9, 12, 15, 18, 21, 24, 27, 30, 35, 40, 45, 50 mm  
Other thicknesses available on request.

## Tolerance

Nominal thickness, mm	4	6.5	9	12	15	18	21	24	27	30	35	40	45	50
Number of plies	3	5	7	9	11	13	15	17	19	21	25	29	32	35
Lower limit, mm	3.5	6.1	8.8	11.5	14.3	17.1	20	22.9	25.8	28.7	33.6	38.4	43.3	48.1
Upper limit, mm	4.1	6.9	9.5	12.5	15.3	18.1	20.9	23.7	26.8	29.9	35.4	41.2	46.4	51.5

Moisture content affects plywood dimensions; indicated sizes and thicknesses relate to a moisture content  $9 \pm 3\%$ .

Parameter	Tolerance
Length, width (mm) < 1000	$\pm 1$ mm
Length, width (mm) – 1000..2000	$\pm 2$ mm
Length, width (mm) > 2000	$\pm 3$ mm
Squareness tolerance	$\pm 1$ mm/m
Edge straightness	$\pm 1$ mm/m

Size, squareness and thickness tolerances fulfil the requirements of EN 315.

Customised tolerances available on request.

**i** Additional information is available in the Riga Wood plywood handbook:  
<https://www.finieris.com/en/downloads/brochures>

The provided information is for reference only and Riga Wood reserves the right to amend and supplement the specifications of manufactured products without prior notice. Wood is a living material; therefore, each panel is unique and minor differences are possible. Riga Wood does not guarantee a product's compliance with the requirements of any specific purpose.

## Gluing classes

Riga Wood birch plywood is glued with weather and boil-proof phenol formaldehyde or lignin phenol formaldehyde resin adhesive according to EN 314/Class 3 Exterior.

Bonding with moisture resistant low emission melamine-urea-formaldehyde resin according to EN 314 / Class 1 and BS 1203 / H1 possible.

## Formaldehyde emission

Riga Wood birch plywood formaldehyde emission level is significantly below EN 13986 Class E1 and complies with EPA TSCA Title VI and CARB Phase 2.

## Sustainability

We strongly believe that wood-based products in industrial use are a great option for carbon storage and a big part of the solution to achieve climate change mitigation. The key principles of sustainability and responsible governance are deeply rooted in our company's traditions and we aim to further develop our initiatives by actively engaging with stakeholders, material suppliers and clients.

## Storage

Plywood must be stored in a well ventilated, weather protected area with the panels stacked both horizontally and level.